

SOLTYS

User Manual



50000mAh Power Bank

Thank you for purchasing this product.
Please carefully read the instruction before use.

Instructions for Use

1. This product have six adjustable voltage and can charge digital devices for 5V, 8.4V,9V, 12V, 16V (compatible 16.5V), 20V(compatible 19V,19.5V).

2. To charge laptop, first press the button for two seconds to start up. Secondly, by double pressing the button, you change the voltage value of this product to match your laptop. Now it can start charging.

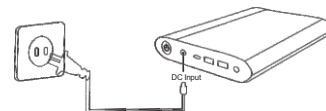
(Attention: you must adjust product voltage to the laptop voltage first)

3. USB1, USB2 outputs for quick charge, can charge 5V,9V,12V digital devices.

4. TYPE-C output charges 5V 9V,12V digital devices with TYPE-C input (support charge MacBook and USB-C MacBook Pro).

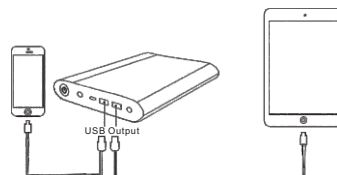
5. All outputs of this product like DC-OUT, USB1, USB2, TYPE-C can charge several devices like laptop, tablet, cell phone simultaneously.

Instructions for Use



6. To charge the 50000mAh Power bank

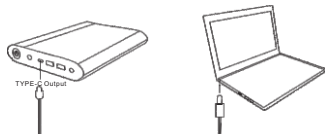
Connect the charger with the DC input port, the other side connect to the adapter. The digital screen showing 100% means it is full charged.



7. To charge your USB devices

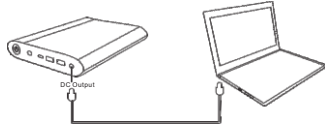
Press the button for 2 seconds to start up, connect the USB cable with output port, it will start charging your devices. The digital screen will light up and show the number of remaining capacity.

Instructions for Use



8. To charge your TYPE-C devices

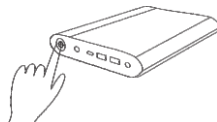
Press the button for 2 seconds to start up, connect the TYPE-C cable with the TYPE-C output port, it will start charging your devices. The digital screen will light up and show the number of remaining capacity.



9. To charge your laptop

Press the button for 2 seconds to start. At first, you need to check the voltage value of your laptop. Secondly, you change the voltage value of this product to match your laptop. And finally, find your laptop adapter, connect the DC cable with DC output port and laptop. Then it is ready for charging. The digital screen will show the voltage of your laptop and the amount of remaining capacity.

Instructions for Use



10. Battery capacity indicator

Press the button for 2 seconds, the screen will light up to show the voltage and the number of remaining capacity. If the digital screen does not light up by press the button for 2 seconds, the power bank need to be charged.

Specifications

Capacity:50000mAh

Battery type: li-polymer battery

DC Input:19V/2A

TYPE-C Output:5V/9V/12V 3A(max)

USB Output1:5V/9V/12V 3A(max)

USB Output2:5V/9V/12V 3A(max)

DC Output:5V/8.4V/9V 3A(max)

12V/16V/20V 4.7A(max)

Compatibilty: MacBook,MacBook pro,notebooks , digital camera, Projector,psp, wireless router,tablet PCs, cell phones,etc.

Package Contents

- 1X50000mAh Power Bank
- 1XMultifunction Bag
- 1XCharger
- 1XMagsafe2 Cable
- 1XDC Cable
- 1XMicro USB Cable
- 28XLaptop Charge Connector
- 1XUser Manual

Maintenance

We use materials and accessories of excellent quality, so the correct use of the device expected more than 500 recharges over its lifetime. The following rules will help extend the life of power bank.

1. Keep the power bank from any moist environment.
2. Keep the power bank from high temperature and direct sunlight.
3. Do not drop, knock, squeeze.
4. Recharge your powerbankonce every three months when it is not used.
- 5.Never wash the power bank with any chemicals, soaps or detergents.

Warranty

The product is with a warranty of 12 months from the date of purchase.